



**waterwise**

# How to Save Water in Your New Home

*Published January 2025.*

*All rights reserved. This guide is subject to periodic review*

**HBF** Home  
Builders  
Federation



# Introduction

**Congratulations on your new home!** Moving into a new home is an exciting time, and it's the perfect opportunity to start off on the right foot when it comes to **making environmentally friendly choices**.

As the UK's leading authority on water efficiency, **Waterwise works with households, businesses, and government bodies to promote practical solutions that reduce water waste**. While most new builds include water-efficient features like dual-flush toilets and water-saving taps, there's always more we can do.

This guide is packed with tips and insights to **help you save even more water in your new home** - making a big difference for both the planet and your wallet.



**Nicci Russell**  
CEO of Waterwise

# Why Should I Save Water?

## Lower Your Bills

Saving water means saving money on both your water and energy bills. In fact, research from the Home Builders Federation found the average water bill for new build homes is 27% cheaper thanks to inbuilt water-efficient features. (source: Water Save Report, Home Builders Federation).

## Reduce Carbon Emissions

Less water use means less energy needed to heat and pump it, reducing your carbon footprint.

## Protect Nature

Every litre saved means more water for rivers, lakes, and wildlife.

## Adapt to Climate Change

With more extreme weather patterns, conserving water is more important than ever.

# 60%

Increase in home water use since the 1960s, and there are an additional 13 million people now living in the UK.

In total we now use twice as much water - over 5 billion litres more daily, enough to fill 2,000 Olympic swimming pools!



## Water Saving Tips

# In the Bathroom

### Showers



- Try to keep your showers to 4 minutes or less. Set a timer or use your favourite 4-minute song to help! You can find our [‘Waterwise Shower Playlist’](#) on Spotify for shower tunes all 4 mins or under.
- Most new builds come with water-efficient showers, which is great! But don’t forget - every minute less in the shower can save between 6 and 15 litres of water.

### Toilets



- Test for leaks by placing toilet paper at the back of the bowl overnight. If it’s wet in the morning, you’ve got a leak! Contact your water company, who might fix it for free, or hire a plumber.
- Follow the 3P Rule - only flush pee, poo and paper down your toilet to avoid blockages and environmental damage.

### Baths



- Always plug the drain before running the water to avoid waste.
- Consider reusing bath water, for example you could use it to water your house plants.

## Water Saving Tips

# In the Kitchen

### Dishes



- **Use a Dishwasher Efficiently:**
  - Skip the pre-rinse, scraping is enough
  - Always fully load your dishwasher
  - Use the energy saving mode.
- **Hand Wash Dishes Efficiently:**
  - Use a washing up bowl
  - Turn the tap off in-between rinsing off the soap suds.

### Cooking



- Fill the kettle only with the water you need to save both water and energy.
- Use lids on saucepans to reduce water loss through evaporation and cook food faster.
- Reuse water from steamed vegetables to make gravy or sauces.
- Collect cooled, used water to wash vegetables and use it to water your garden.


### Drinking Water



- Avoid running the tap waiting for it to get cold, instead put a large bottle of tap water in the fridge to ensure you can have chilled water all the time.
- Water plants with any leftover water from glasses and water bottles.

# In the Garden

### Lawns



#### Artificial Grass

- While artificial turf may seem water-saving, producing one square metre requires thousands of litres of water. Natural grass, on the other hand, can survive dry spells and revive with rain, making it a more water-wise choice.

#### Smart Planting

- Think about mixing some drought-resistant bedding and perennial plants to your garden to add a bit of diversity and resilience in the summer.

### Watering




#### Watering Techniques

- Attach a trigger nozzle to your hose to cut water use by half, allowing you to direct water precisely to plant roots.
- Watering cans use significantly less water than sprinklers, providing just the right amount for each plant.
- Use bark and mulch in gardens to prevent flower beds from drying out, and reduce frequency of watering.

#### Rainwater Collection


- Water butts are perfect for collecting free rainwater, which can be used to water your garden and plants, reducing mains water usage and saving money.

Here are some posters for you to put up at home as reminders to save water. Find more water saving advice, learning, and get involved in our campaigns at [www.waterwise.org.uk](http://www.waterwise.org.uk)



# TURN THE TAP OFF

A RUNNING TAP WASTES APPROXIMATELY 6 LITRES  
PER MINUTE AND A DRIPPING TAP UP TO 5,500  
LITRES A YEAR.



**waterwise**

[www.waterwise.org.uk](http://www.waterwise.org.uk)



# USE THE CORRECT DUAL FLUSH BUTTON

USING THE DUAL FLUSH OPTION LETS YOU CHOOSE BETWEEN A FULL FLUSH OR A HALF FLUSH, REDUCING WATER USAGE TO JUST 3 LITRES, INSTEAD OF 6.



**waterwise**

[www.waterwise.org.uk](http://www.waterwise.org.uk)






# ONLY FILL THE KETTLE WITH WHAT YOU NEED

**BOILING UNNECESSARY AMOUNTS OF WATER NOT  
ONLY WASTES WATER, BUT USES MORE ENERGY.**



**waterwise**




[www.waterwise.org.uk](http://www.waterwise.org.uk)



PLEASE

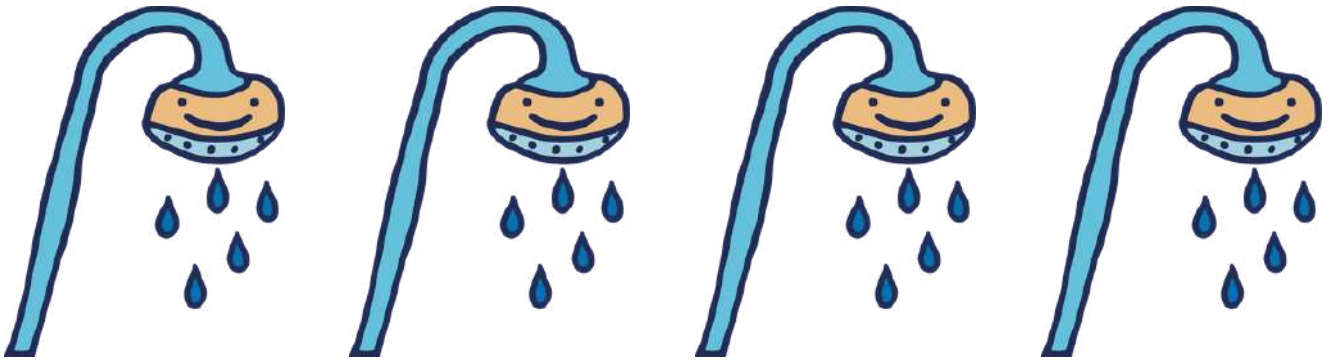
# REPORT A DRIPPING TAP STRAIGHT AWAY

TO SAVE WATER



**waterwise**

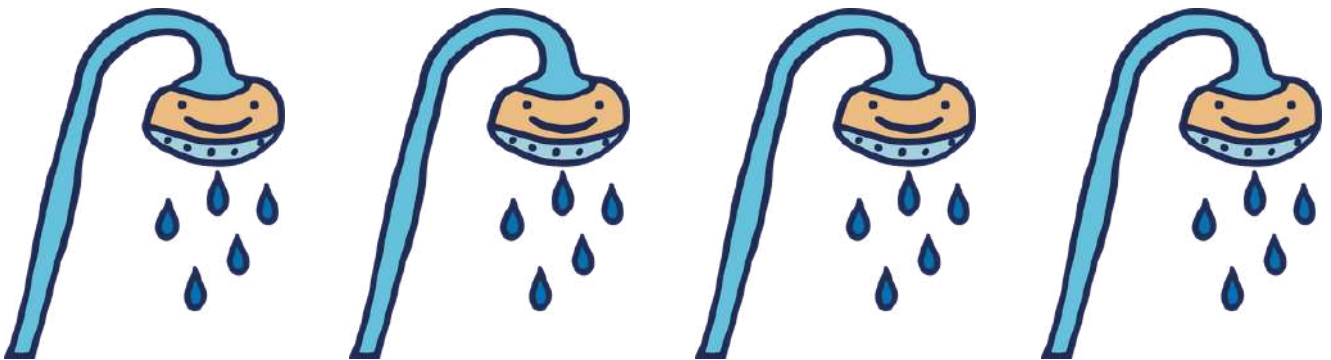
[www.waterwise.org.uk](http://www.waterwise.org.uk)



PLEASE




**KEEP YOUR SHOWERS  
UNDER 4 MINUTES**

TO SAVE WATER



**waterwise**




[www.waterwise.org.uk](http://www.waterwise.org.uk)



PLEASE


**FILL THE DISHWASHER  
COMPLETELY BEFORE  
PUTTING IT ON**

TO SAVE WATER



**waterwise**


[www.waterwise.org.uk](http://www.waterwise.org.uk)



PLEASE

**REPORT A CONSTANTLY  
RUNNING OR  
LEAKING TOILET**

TO SAVE WATER



**waterwise**

[www.waterwise.org.uk](http://www.waterwise.org.uk)